



June/Quarter 1 Executive Corporate Healthcheck 2014/15

Traffic Light Amber
Corporate Priority : Place

Environmental Services

PI code	Short Name	Status	Current Value	Current target	Short term trend	Notes	Performance Gauge	Action taken during last Executive meeting on 1 July 2014
EHPI 2.4 (47)	Fly-tips: removal. (MINIMISING INDICATOR)		2.16 days	2.00 days		Performance in June 2014 was not as good as in May 2014 due to some larger fly tips, which required a specialist contractor.	<p>June 2014 result</p> <p>0.00 days — 2.16 days — 4.00 days</p> <p>2.02 days 2.40 days</p>	None

Traffic Light Green
Corporate Priority : People

Revenues and Benefits Services

PI code	Short Name	Status	Current Value	Current target	Short term trend	Notes	Performance Gauge	Action taken during last Executive meeting on 1 July 2014
EHPI 181	Time taken to process Housing Benefit new claims and change events. (MINIMISING INDICATOR)		6.4 days	10 days		Performance exceeding target. Period covering from 13 May 2014 to 10 June 2014 is at 5.08 days, moving cumulative total to 6.36 days.	<p>June 2014 result</p>	None

Traffic Light Green
Corporate Priority : Place

Environment Services

PI code	Short Name	Status	Current Value	Current target	Short term trend	Notes	Performance Gauge	Action taken during last Executive meeting on 1 July 2014
EHPI 2.2	Waste: missed collections per 100,000 collections of household. (MINIMISING INDICATOR)		32.29	46.00		Performance is much better than expectancy this month.	<p>June 2014 result</p>	None

Environment Services								
PI code	Short Name	Status	Current Value	Current target	Short term trend	Notes	Performance Gauge	Action taken during last Executive meeting on 1 July 2014
EHPI 2.6	Percentage of residual waste (refuse) sent for disposal. (MINIMISING INDICATOR)	✓	45%	45%	N/A	With a good increase in recycling compared to Quarter 1 in 2013/14 the amount of material disposed of is below our anticipation.	<p>Q1 2014/15 result</p> <p>A semi-circular gauge with a needle pointing to 45%. The scale ranges from 0% to 62% with a red section between 48% and 62%. The needle is positioned at 45%, which is in the green section.</p>	None

Planning and Building Control								
PI code	Short Name	Status	Current Value	Current target	Short term trend	Notes	Performance Gauge	Action taken during last Executive meeting on 1 July 2014
EHPI 157a	Processing of planning applications: Major applications. (MAXIMISING INDICATOR)	✓	67.00%	60.00%	↓	Performance exceeding target. 2 applications out of 3 were determined on time.	<p>June 2014 result</p> <p>A semi-circular gauge with a needle pointing to 67.00%. The scale ranges from 0.00% to 100.00% with a red section between 59.40% and 100.00%. The needle is positioned at 67.00%, which is in the green section.</p>	None

Planning and Building Control								
PI code	Short Name	Status	Current Value	Current target	Short term trend	Notes	Performance Gauge	Action taken during last Executive meeting on 1 July 2014
EHPI 157b	Processing of planning applications: Minor applications. (MAXIMISING INDICATOR)	✓	88.00%	80.00%	↑	Performance exceeding target. 22 applications out of 25 were determined on time.	<p>June 2014 result</p>	None

Planning and Building Control								
PI code	Short Name	Status	Current Value	Current target	Short term trend	Notes	Performance Gauge	Action taken during last Executive meeting on 1 July 2014
EHPI 157c	Processing of planning applications: Other applications. (MAXIMISING INDICATOR)	✓	94.00%	90.00%	↑	Performance exceeding target. 115 applications out of 112 were determined on time.	<p>June 2014 result</p>	None




Traffic Light Green
Corporate Priority : Prosperity




Financial Support Services

PI code	Short Name	Status	Current Value	Current target	Short term trend	Notes	Performance Gauge	Action taken during last Executive meeting on 1 July 2014
EHPI 8	% of invoices paid on time. (MAXIMISING INDICATOR)		98.64%	98.50%		Performance on target. The number of invoices paid on time in June is just above target. Of the 735 invoices paid, 725 were paid on time.	<p>June 2014 result</p>	None

Parking Services

PI code	Short Name	Status	Current Value	Current target	Short term trend	Notes	Performance Gauge	Action taken during last Executive meeting on 1 July 2014
EHPI 6.8	Turnaround of Pre NTO PCN challenges (10 working days). (MINIMISING INDICATOR)		7 days	14 days		This PI remains within target.	<p>June 2014 result</p>	None

Parking Services								
PI code	Short Name	Status	Current Value	Current target	Short term trend	Notes	Performance Gauge	Action taken during last Executive meeting on 1 July 2014
EHPI 6.9	Turnaround of NTO Representations. (MINIMISING INDICATOR)		7 days	21 days		This PI remains within target		None

People Services & Organisational Development								
PI code	Short Name	Status	Current Value	Current target	Short term trend	Notes	Performance Gauge	Action taken during last Executive meeting on 1 July 2014
EHPI 12c	Total number of sickness absence days per FTE staff in post (MINIMISING INDICATOR)		0.24 days	0.54 days		Absence levels are within Council standards. Total absence for the year so far is 0.87 days.		None

Revenues and Benefits								
PI code	Short Name	Status	Current Value	Current target	Short term trend	Notes	Performance Gauge	Action taken during last Executive meeting on 1 July 2014 meeting
EHPI 10.2	Council tax collection, % of current year liability collected. (MAXIMISING INDICATOR)	✓	29.6%	29.6%	↑	Performance is on target.	<p>June 2014 result</p> <p>27.8%</p> <p>29.3%</p> <p>38.0%</p> <p>29.6%</p> <p>0.0%</p>	None

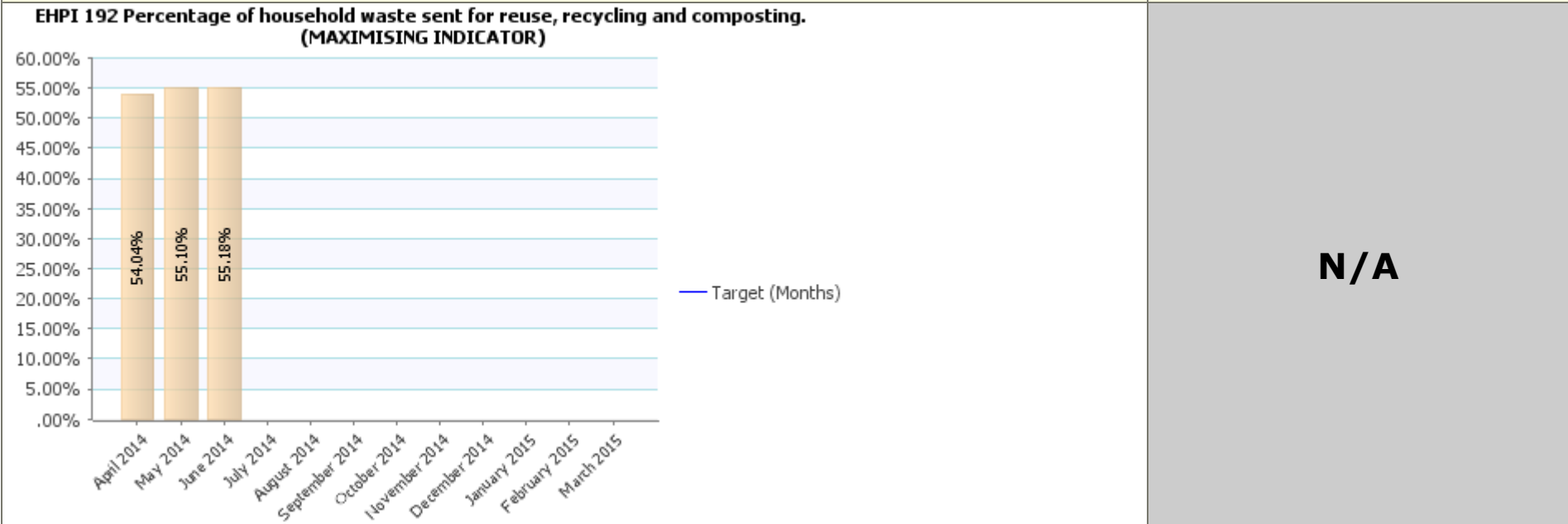
Revenues and Benefits								
PI code	Short Name	Status	Current Value	Current target	Short term trend	Notes	Performance Gauge	Action taken during last Executive meeting on 1 July 2014
EHPI 10.4	NNDR (Business rates) collection, % of current year liability collected. (MAXIMISING INDICATOR)	✓	29.9%	24.9%	↑	Performance is on target.	<p>June 2014 result</p> <p>23.4%</p> <p>24.7%</p> <p>39.0%</p> <p>29.9%</p> <p>0.0%</p>	None





Traffic Light Unknown
Corporate Priority : Place




Environment Services

PI code	Short Name	Status	Current Value	Current target	Short term trend	Notes	Action taken during last Executive meeting on 1 July 2014
EHPI 192	Percentage of household waste sent for reuse, recycling and composting. (MAXIMISING INDICATOR)	N/A	55.18%	N/A	↑	Performance continues to exceed expectations, with organic waste slightly below previous year levels, whilst recycling was considerably higher and waste to landfill was also a little below last Junes level.	None

Trend Chart **Performance Gauge**



PI Status	
	Alert
	Warning
	OK
	Unknown

Short Term Trends	
	Improving
	No Change
	Getting Worse